



Mounting instructions: Sidebar series GM/GC/BM/BC/RM/RC

Opel Vivaro 2014-6>





SW17 (46Nm)



SW13 (23Nm)



45 Min.



- | | | | |
|---|------------|----|-------------------|
| 1 | Front | 9 | M8 x 40 Zinck |
| 2 | Rear left | 10 | M8 |
| 3 | Rear right | 11 | M8 |
| 4 | M10 | 12 | M8 |
| 5 | M10 x 40 | 13 | M8 |
| 6 | M10 | 14 | M8 Stainless |
| 7 | M10 | 15 | M8 x 40 Stainless |
| 8 | XXX | 16 | M8 Stainless |

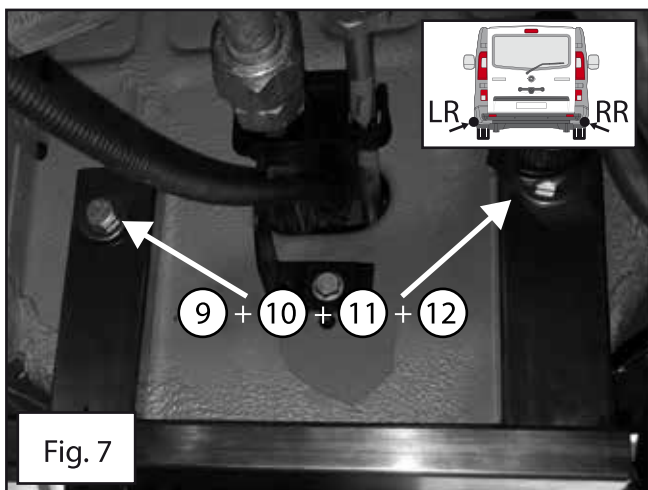


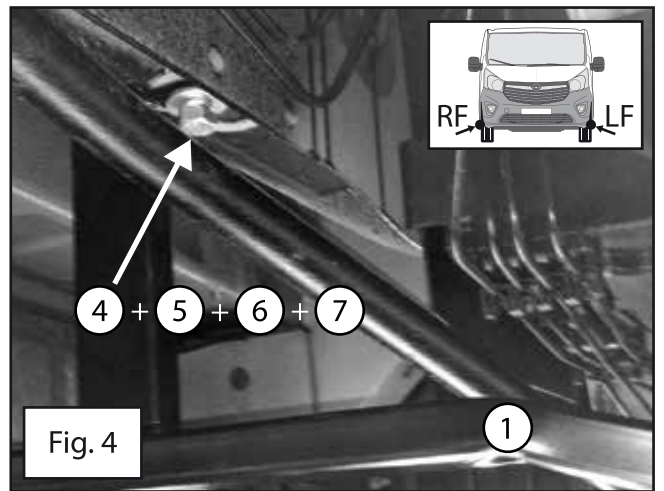







Fig. 9




Fig. 10




Fig. 11




Fig. 12



Fig. 13



ATTENTION

Please spray all bolts and nuts with Tectyl when finished mounting. This to prevent parts from rusting and increase longevity.